




|  |                        |          |     |              |                 |              |
|--|------------------------|----------|-----|--------------|-----------------|--------------|
| AZS AGH Kraków <b>3 0</b> SPS Chrobry Głogów |                        |          | Set | Czas trwania | Wynik częściowy | Wynik        |
| Mecz <b>KRA-GLO</b>                          | Data <b>28/10/2021</b> | Widzowie | 1   | 00:24        | 8-7 16-11 21-16 | <b>25-19</b> |
| Hala   | Czas <b>20:30</b>      | Bilety   | 2   | 00:28        | 8-4 16-14 21-16 | <b>25-20</b> |
| Miasto                                       | Sędziowie              |          | 3   | 00:35        | 8-6 16-13 21-20 | <b>32-30</b> |

| AZS AGH Kraków                   | Set   |   |    |   |    | Punkty    |           |            | Serwis    |           |          | Przyjęcie |          |            | Atak         |           |          | BK       |           |            |           |     |
|----------------------------------|-------|---|----|---|----|-----------|-----------|------------|-----------|-----------|----------|-----------|----------|------------|--------------|-----------|----------|----------|-----------|------------|-----------|-----|
|                                  | 1     | 2 | 3  | 4 | 5  | Vote      | Tot       | BP         | W-P       | Tot       | Err      | Pts       | Tot      | Err        | Pos% (Exc%)  | Tot       | Err      |          | Blo       | Pts        | Pts%      | Pts |
| 01 Piwowarczyk Hubert            |       |   |    |   |    | .         | .         | .          | .         | .         | .        | .         | .        | .          | .            | .         | .        | .        | .         | .          | .         | .   |
| 04 Kraut Jakub                   |       |   |    |   |    | .         | .         | .          | .         | .         | .        | .         | .        | .          | .            | .         | .        | .        | .         | .          | .         | .   |
| 05 Janusz Piotr                  |       |   |    |   |    | .         | .         | .          | .         | .         | .        | .         | .        | .          | .            | .         | .        | .        | .         | .          | .         | .   |
| 06 Fenoszyn Piotr                | 6     | 3 | 6  |   |    | 6.9       | 2         | 1          | -2        | 16        | 4        | 1         | .        | .          | .            | 2         | .        | .        | 1         | 50%        | .         |     |
| 09 Grzymała Daniel               | 3     | 6 | 3  |   |    | 6         | 9         | 5          | -2        | 18        | 7        | 3         | .        | .          | .            | 14        | 2        | 2        | 4         | 29%        | 2         |     |
| 10 Świdroń Adam                  |       |   |    |   |    | .         | .         | .          | -1        | 1         | 1        | .         | .        | .          | .            | .         | .        | .        | .         | .          | .         |     |
| 11 Borkowski Karol               | 1     | 4 | 1  |   |    | 5.9       | 17        | 2          | +12       | 13        | 2        | 1         | 33       | .          | 70% (33%)    | 38        | 2        | 1        | 16        | 42%        | .         |     |
| 14 Krawiecki Marcin              |       |   |    |   |    | .         | .         | .          | .         | 2         | .        | .         | .        | .          | .            | .         | .        | .        | .         | .          | .         |     |
| 15 L Dereń Jakub                 |       |   |    |   |    | .         | .         | .          | .         | .         | .        | .         | .        | .          | .            | .         | .        | .        | .         | .          | .         |     |
| 16 Miniak Adam                   | 5     | 2 | 5  |   |    | 7.4       | 13        | 4          | +10       | 10        | 2        | .         | .        | .          | .            | 11        | 1        | .        | 8         | 73%        | 5         |     |
| 17 L Czyrek Maciej               |       |   |    |   |    | 5.5       | .         | .          | -1        | .         | .        | .         | 12       | 1          | 50% (17%)    | .         | .        | .        | .         | .          | .         |     |
| 19 Dulski Dawid                  |       |   |    |   |    | .         | .         | .          | .         | .         | .        | .         | .        | .          | .            | .         | .        | .        | .         | .          | .         |     |
| 20 Kozłowski Michał              | 2     | 5 | 2  |   |    | 6.3       | 6         | 3          | +2        | 10        | 4        | .         | 1        | .          | 0% (0%)      | 6         | .        | .        | 4         | 67%        | 2         |     |
| 23 Tokajuk Kajetan               | 4     | 1 | 4  |   |    | 6.2       | 10        | 4          | +6        | 11        | 2        | .         | 12       | 1          | 33% (8%)     | 15        | 1        | .        | 9         | 60%        | 1         |     |
| <b>Suma zawodnika</b>            |       |   |    |   |    | <b>57</b> | <b>19</b> | <b>+24</b> | <b>81</b> | <b>22</b> | <b>5</b> | <b>58</b> | <b>2</b> | <b>57%</b> | <b>(24%)</b> | <b>86</b> | <b>6</b> | <b>3</b> | <b>42</b> | <b>49%</b> | <b>10</b> |     |
| Punkty zdobyte Ser Atk Blo Op.Er |       |   |    |   |    |           |           |            |           |           |          |           |          |            |              |           |          |          |           |            |           |     |
| Trener Andrzej Kubacki           | Set 1 | 2 | 13 | 1 | 9  | 25        | 9         | 2          | 16        | 1         | 44%      | (19%)     | 24       | .          | 2            | 13        | 54%      | 1        |           |            |           |     |
| Asystent Jakub Nalepka           | Set 2 | 1 | 14 | 5 | 5  | 24        | 4         | 1          | 18        | .         | 67%      | (22%)     | 33       | 4          | .            | 14        | 42%      | 5        |           |            |           |     |
|                                  | Set 3 | 2 | 15 | 4 | 11 | 32        | 9         | 2          | 24        | 1         | 58%      | (29%)     | 29       | 2          | 1            | 15        | 52%      | 4        |           |            |           |     |

| SPS Chrobry Głogów               | Set   |   |    |   |    | Punkty    |           |           | Serwis    |           |          | Przyjęcie |          |            | Atak         |           |           | BK        |           |            |          |
|----------------------------------|-------|---|----|---|----|-----------|-----------|-----------|-----------|-----------|----------|-----------|----------|------------|--------------|-----------|-----------|-----------|-----------|------------|----------|
|                                  | 1     | 2 | 3  | 4 | 5  | Vote      | Tot       | BP        | W-P       | Tot       | Err      | Pts       | Tot      | Err        | Pos% (Exc%)  | Tot       | Err       |           | Blo       | Pts        | Pts%     |
| 01 Węgrzyn Hubert                | 1     | 6 | 1  |   |    | 5.5       | 2         | 1         | +1        | 5         | 1        | .         | .        | .          | .            | 6         | .         | .         | 1         | 17%        | 1        |
| 02 Polański Maciej               |       |   |    | 4 |    | 5.5       | 1         | .         | +1        | 5         | .        | .         | .        | .          | .            | 2         | .         | .         | 1         | 50%        | .        |
| 03 Antosik Krzysztof             | 2     | 1 | 2  |   |    | 5.3       | .         | .         | .         | 6         | .        | .         | .        | .          | .            | .         | .         | .         | .         | .          | .        |
| 04 Troczyński Filip              |       |   |    |   |    | 5.3       | 1         | .         | -1        | 4         | 2        | .         | .        | .          | .            | 3         | .         | .         | 1         | 33%        | .        |
| 07 Ociepski Marcin               | 3     | 5 | 3  |   |    | 5.9       | 13        | 6         | +8        | 9         | 1        | .         | 18       | .          | 44% (22%)    | 22        | 3         | 1         | 12        | 55%        | 1        |
| 08 Janeczek Bartosz              | 5     | 4 |    |   |    | 6         | 3         | .         | -2        | 6         | 1        | .         | .        | .          | .            | 13        | 1         | 3         | 2         | 15%        | 1        |
| 11 Biegun Filip                  |       |   |    | 6 |    | 5.5       | 2         | 1         | -2        | 7         | 1        | .         | 10       | 2          | 60% (30%)    | 4         | .         | 1         | 2         | 50%        | .        |
| 13 Kucharski Mateusz             | 4     | 3 |    |   |    | 5.7       | 2         | .         | +1        | 9         | .        | .         | .        | .          | .            | 3         | .         | 1         | 2         | 67%        | .        |
| 14 Tubiak Jakub                  |       |   |    |   |    | .         | .         | .         | .         | 2         | .        | .         | .        | .          | .            | .         | .         | .         | .         | .          | .        |
| 15 Rykała Krzysztof              |       |   |    | 5 |    | 5.5       | 9         | 2         | -2        | 9         | 4        | 1         | .        | .          | .            | 21        | 3         | 4         | 8         | 38%        | .        |
| 17 Błądziński Tomasz             |       |   |    |   |    | .         | 1         | 1         | .         | 3         | 1        | 1         | .        | .          | .            | .         | .         | .         | .         | .          | .        |
| 21 L Kałkowski Mikołaj           |       |   |    |   |    | .         | .         | .         | .         | .         | .        | .         | .        | .          | .            | .         | .         | .         | .         | .          | .        |
| 23 L Januszewski Mateusz         |       |   |    |   |    | 5.5       | .         | .         | .         | .         | .        | .         | 17       | .          | 29% (12%)    | .         | .         | .         | .         | .          | .        |
| 26 Wawrzyńczyk Stanisław         | 6     | 2 |    |   |    | 5.5       | 4         | 1         | -3        | 5         | 1        | .         | 14       | 3          | 36% (29%)    | 16        | 3         | .         | 4         | 25%        | .        |
| <b>Suma zawodnika</b>            |       |   |    |   |    | <b>38</b> | <b>12</b> | <b>+1</b> | <b>70</b> | <b>12</b> | <b>2</b> | <b>59</b> | <b>5</b> | <b>41%</b> | <b>(22%)</b> | <b>90</b> | <b>10</b> | <b>10</b> | <b>33</b> | <b>37%</b> | <b>3</b> |
| Punkty zdobyte Ser Atk Blo Op.Er |       |   |    |   |    |           |           |           |           |           |          |           |          |            |              |           |           |           |           |            |          |
| Trener Dominik Walenciej         | Set 1 | 1 | 7  | 2 | 9  | 19        | 3         | 1         | 16        | 2         | 31%      | (19%)     | 20       | 4          | 1            | 7         | 35%       | 2         |           |            |          |
| Asystent Szymon Kostecki         | Set 2 | . | 11 | . | 9  | 21        | 3         | .         | 20        | 1         | 40%      | (25%)     | 37       | 2          | 5            | 11        | 30%       | .         |           |            |          |
|                                  | Set 3 | 1 | 15 | 1 | 13 | 30        | 6         | 1         | 23        | 2         | 48%      | (22%)     | 33       | 4          | 4            | 15        | 45%       | 1         |           |            |          |

| AZS AGH Kraków |                  |    |                                    | SPS Chrobry Głogów                  |      |     |     |      |     |       |                  |           |      |          |  |
|----------------|------------------|----|------------------------------------|-------------------------------------|------|-----|-----|------|-----|-------|------------------|-----------|------|----------|--|
| Punkty         | Przyjęcie        | 58 |                                    | Punkty w przyjęciu                  |      |     |     |      |     |       |                  | Przyjęcie | 59   | Punkty   |  |
| R w Diff       | Punkty SO        | 38 |                                    | 1 ATAK PO POZYTYWNYM PRZYJĘCIU (++) |      |     |     |      |     |       |                  | Punkty SO | 26   | R w Diff |  |
| 6 +2           | Co 1.53 przyjęć  |    | Błędy                              | Blo                                 | Pts% | Tot | Tot | Pts% | Blo | Błędy | Co 2.27 przyjęć  |           | 6 -8 |          |  |
| 5 +2           | 1 Punkt          |    | 1                                  | 0                                   | 70%  | 33  | 24  | 42%  | 2   | 4     | 1 Punkt          |           | 5 -1 |          |  |
| 4 +5           |                  |    | 1 ATAK PO NEGATYWNYM PRZYJĘCIU (-) |                                     |      |     |     |      |     |       |                  |           |      | 4 -1     |  |
| 3 -1           | Serwis           | 81 | Błędy                              | Blo                                 | Pts% | Tot | Tot | Pts% | Blo | Błędy | Serwis           | 70        | 3 -5 |          |  |
| 2 0            | Punkty BP        | 19 | 3                                  | 1                                   | 43%  | 23  | 28  | 25%  | 3   | 3     | Punkty BP        | 12        | 2 +1 |          |  |
| 1 +5           | Co 4.26 zagrywek |    | Atak po obronie                    |                                     |      |     |     |      |     |       | Co 5.83 zagrywek |           | 1 +1 |          |  |
|                | 1 Break point    |    | Błędy                              | Blo                                 | Pts% | Tot | Tot | Pts% | Blo | Błędy | 1 Break point    |           |      |          |  |
|                |                  |    | 2                                  | 2                                   | 30%  | 30  | 38  | 42%  | 5   | 3     |                  |           |      |          |  |

BP Break point  
Err Błędy  
Pos% Pozytywna +#  
W-P Wyg-Przegr  
Pts Punkty  
Blo Zablockowany  
Exc Doskonała

 Zmiana  
 Ust. początkowe  
 Startowa rotacja  
 Rozpoczekli set