





Legia Warszawa 1 3 BAS Białystok			Set	Duration	Partial score	Score
Match WAR-BIA			1	00:31	7-8 14-16 21-19	28-26
Hall			2	00:29	8-6 16-13 21-19	24-26
City			3	00:28	4-8 9-16 14-21	17-25
Date 29/10/2022			4	00:28	8-3 16-15 19-21	22-25
Time 17:29			Spectators			
Referees			Receipts			

	Set					Vote	Points			Serve			Reception			Attack			BK Pts		
	1	2	3	4	5		Tot	BP	W-L	Tot	Err	Pts	Tot	Err	Pos% (Exc%)	Tot	Err	Blo		Pts	Pts%
01 Akala Patryk	2	2	2	2		6.3	7	2	+2	11	4	.	2	.	0% (0%)	6	.	1	5	83%	2
02 Leliwa Kamil						.	.	.	-1	2	1
03 Szczepaniak Paweł						.	2	.	.	1	5	2	.	2	40%	.
06 Gregorowicz Michał						3
07 Bobrowski Kacper	1	1	1	1		5.5	11	6	.	20	2	3	14	2	64% (36%)	21	2	5	7	33%	1
08 Szlęzak Piotr						.	2	1	.	3	1	1	6	.	17% (0%)	5	1	.	1	20%	.
09 L Sumara Wojciech						5.5	.	.	-2	.	.	.	24	2	29% (25%)
10 Szewczyk Kamil						.	.	.	-1	2	1
11 Romanutti Bruno	3	3	3	3		6.5	17	2	+12	18	2	28	1	2	17	61%	.
15 Stępień Bartosz	4	4	4			5.5	7	1	-3	7	2	.	20	4	30% (20%)	21	4	.	7	33%	.
17 Prokopczuk Rafał	6	6	6	6		6.9	2	1	+1	9	1	.	1	.	0% (0%)	1	.	.	.	0%	2
18 L Tomczak Bartosz					
20 Kozłowski Michał	5	5	5	5		6.8	9	3	+6	11	2	.	3	.	0% (0%)	10	1	.	7	70%	2
21 Gawrzydek Michał				4		5.5	3	1	-1	5	2	.	11	1	45% (45%)	5	.	1	3	60%	.
Players total						60	17	+13		92	18	4	81	9	35% (25%)	102	11	9	49	48%	7
	Points won					Ser	Atk	Blo	Op.Er												
Coach Krzysztof Wójcik	Set 1					.	16	1	11	27	2	.	21	3	38% (29%)	30	3	1	16	53%	1
Assistant undefined undefined	Set 2					2	11	1	10	25	8	2	18	3	17% (0%)	21	1	2	11	52%	1
	Set 3					1	11	1	4	17	6	1	22	2	36% (23%)	30	5	2	11	37%	1
	Set 4					1	11	4	6	23	2	1	20	1	45% (45%)	21	2	4	11	52%	4

	Set					Vote	Points			Serve			Reception			Attack			BK Pts		
	1	2	3	4	5		Tot	BP	W-L	Tot	Err	Pts	Tot	Err	Pos% (Exc%)	Tot	Err	Blo		Pts	Pts%
02 Janikowski Maciej					
03 Rawiak Karol	5	6				5.5	3	1	-2	5	3	.	17	1	41% (24%)	5	.	1	3	60%	.
06 L Ostaszewski Daniel						5.5	.	.	-2	.	.	.	22	2	55% (32%)
07 Turski Jakub					
08 Czetowicz Damian	4	5	4	5		6	4	2	.	15	4	5	.	.	4	80%	.
11 Walczak Krystian						2	.	.	.	0%	.
14 Goss Jędrzej	1	2	1	2		6.2	25	11	+20	24	1	4	.	.	.	36	2	2	20	56%	1
15 Cholewiński Jakub					
18 L Micewicz Piotr					
20 Wójcik Bartłomiej	3	4	3	4		6.3	10	4	+8	19	2	2	1	.	0% (0%)	6	.	.	5	83%	3
22 Witkoś Michał					
23 Naliwajko Maciej			5	6		5.5	5	1	-2	10	3	1	9	1	56% (33%)	13	1	2	4	31%	.
47 Kacperkiewicz Adrian	2	3	2	3		5.5	13	5	+2	17	5	2	25	.	40% (20%)	26	4	2	11	42%	.
88 Shmat Viachaslau	6	1	6	1		7	9	4	+6	11	2	8	1	.	4	50%	5
Players total						69	28	+30		101	20	9	74	4	46% (26%)	101	8	7	51	50%	9
	Points won					Ser	Atk	Blo	Op.Er												
Coach Krzysztof Andrzejewski	Set 1					3	17	1	5	27	6	3	25	.	40% (16%)	28	2	1	17	61%	1
Assistant Janusz Ignaciuk	Set 2					3	11	2	10	25	7	3	17	2	59% (35%)	22	3	1	11	50%	2
	Set 3					2	10	2	11	25	3	2	11	1	27% (27%)	21	1	1	10	48%	2
	Set 4					1	13	4	7	24	4	1	21	1	52% (29%)	30	2	4	13	43%	4

Legia Warszawa				Kill on reception				BAS Białystok				Points	
Points	Reception	81		1st Attack AFTER POSITIVE RECEPTION (+#)				Reception	74	Points			
S in Diff	Points SO	43		Errors	Blo	Pts%	Tot	Points SO	41	S in Diff			
6	Each 1.88 receptions		4	0	68%	28	34	Each 1.8 receptions		6	+2		
5	1 Point							1 Point		5	-4		
4			1st Attack AFTER NEGATIVE RECEPTION (-!)							4	+7		
3	Serve	92	Errors	Blo	Pts%	Tot	Tot	Pts%	Blo	Errors	3	-1	
2	Points BP	17	2	5	44%	36	30	50%	3	3	+6		
1	Each 5.41 serves		Attack on dig							1	+1		
	1 Break point		Errors	Blo	Pts%	Tot	Tot	Pts%	Blo	Errors			
			5	4	37%	38	37	51%	3	1			
			Serve				101	Points BP		28			
			Each 3.61 serves					Each 3.61 serves					
			1 Break point					1 Break point					

BP Break point
Err Errors
Pos% Positive +#
W-L Won-Lost
Pts Points
Blo Blocked
Exc Excellent

 Substitute
 Starting lineup
 Starting setter
 Starting serve